



PROJECT

MESSALONKEE MIDDLE SCHOOL

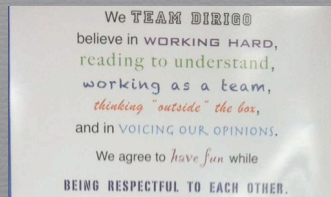
OUR JOURNEY TOWARDS CREATING A LEARNER CENTERED CLASSROOM

DATE

FEBRUARY 2013

CLIENT

ELIZABETH FIRNKES EFIRNKES@RSU18.ORG



Shared Vision...

- * Creates a common identity
- * Instills a sense of purpose
- * Is aligned with the district and school vision
 - * Is a "living" document
- * Is monitored by stakeholders


One Way to Create a Shared Vision

- * We started by asking the students 3 questions:

Why do you come to school?

What do you want to learn while you are here?

How do you want to learn?



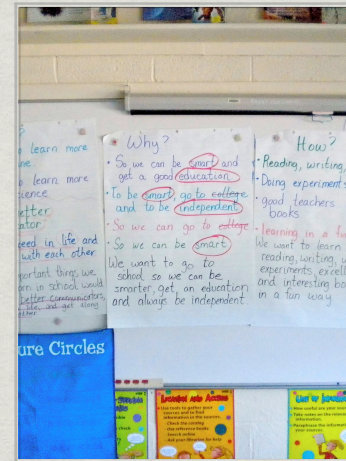
Creating a Shared Vision

- ✱ Next, students got into teams and went through the *5 Why's Process* to determine the essence of their thoughts.



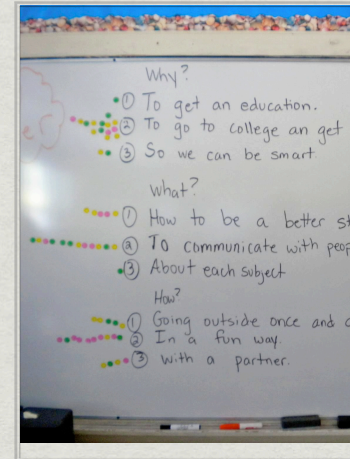
Creating a Shared Vision

- * Each team shared out their top three answers to the whole group. Answers were sorted for commonalities.



Creating a Shared Vision

- ✱ We held a *Power Vote* to determine why, when and how we want to learn. After a few drafts, this became our shared vision.



Code of Cooperation

- * How are we going to meet our Vision?
- * What do we all need to agree to do, to make sure our Vision is a reality?
- * Replaces classroom "rules"



Code of Cooperation

- * This year, we used the curriculum from Habits of mind.
- * Students unpacked each measurement topic, and summarized the essential information.



The 16 Habits of Mind


1. Persisting



2. Managing Impulsivity



3. Listening with understanding & empathy



4. Thinking Flexibly



5. Thinking about thinking (metacognition)



6. Striving for accuracy




7. Questioning and posing problems



8. Applying past knowledge to new situations



9. Thinking & communicating with clarity and precision



10. Gathering data through all senses



11. Creating, imagining, innovating



12. Responding with wonderment and awe



13. Taking responsible risks



14. Finding humour



15. Thinking interdependently



16. Remaining open to continuous learning



TEAM DIRIGO

Code of Cooperation

- 1. Keep trying and learn from mistakes.**
- 2. Listen with respect.**
- 3. Use a growth mindset to put forth effort, in order to embrace challenges.**
- 4. Communicate clearly, while respecting others' points of view.**
- 5. Think before you act.**
- 6. Practice goal setting.**
- 7. Take pride in classwork.**

Keeping the Code Alive


Just some Ideas!

- * Establish a Rubric for the Code of Cooperation with the students
- * PDCA's for whole class or specific students
- * *Monthly Focus* on one of the Standards
- * Learning about role models that teach us that standard
- * Daily Self- Check

Code of Cooperation

- * Students work with their clock partners to write behaviors they think need to be included in the Code of Cooperation that will help achieve the Vision Statement.
- * Behaviors that take away from the Vision Statement are written on the outside.

*



Code of Cooperation

- * Students complete an affinity diagram to determine statements for the Code of Cooperation.

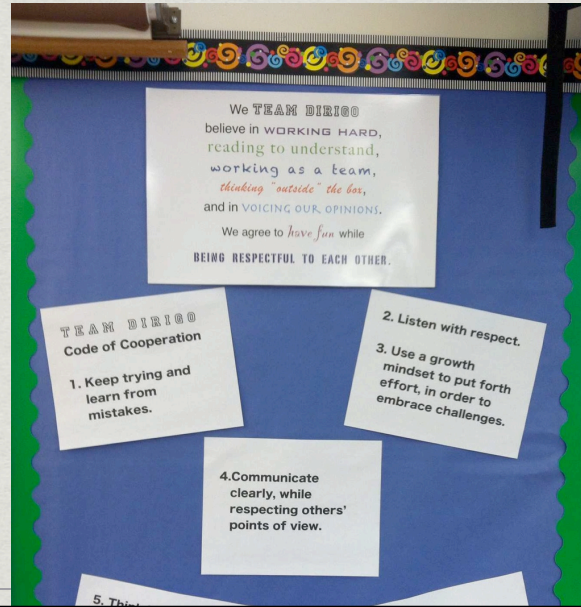


Code of Cooperation

1. Respect everyone- Show people you value them
2. Never give up- do what you are supposed to do
3. Work as a team- use good sportsmanship and encourage others
4. Be a good role model- lead by example
5. Believe in yourself and others
6. Treat others the way you want to be treated



Keeping the Vision and Code of Cooperation Alive



- * Learners' Own it; It is THEIR Voice
- * Daily Reminders
- * Part of the Classroom Culture that Connects and Defines Us
- * Discussed and monitored on a calendar or a PDCA
- * Explicitly taught through examples in literature and videos

Resources for Quality Tools

- * For videos and pdf documents: <http://msad15performancebasededucation.wikispaces.com/Tools>

